

Format of holding of specified securities

1. Name of Listed Entity: SHREEVATSAA FINANCE & LEASING LTD. (CIN:-)
2. Scrip Code - Name of Scrip -, - Class of Security Equity
3. Share Holding Pattern Filed under : Reg. 31(1)(a)/Reg. 31(1)(b)/Reg. 31(1)(c)
 - a. If under 31 (1)(b) then indicate the report for Quarter ending: 31/12/2019
 - b. If under 31(1)(c) then indicate date of allotment/extinguishment

4. **Declaration** : The Listed entity is required to submit the following declaration to the extent of submission of information:-

| | Particulars | Yes* | No* |
|---|--|------|-----|
| 1 | Whether the Listed Entity has issued any partly paid up shares? | | No |
| 2 | Whether the Listed Entity has issued any Convertible Securities or Warrants? | | No |
| 3 | Whether the Listed Entity has any shares against which depository receipts are issued? | | No |
| 4 | Whether the Listed Entity has any shares in Locked-in? | | No |
| 5 | Whether any shares held by promoters are pledge or otherwise encumbered? | | No |

* If the Listed Entity selects the option 'No' for the questions above, the column for the partly paid up shares, Outstanding Convertible Securities/Warrants, depository receipts, locked-in shares, No of shares pledged or otherwise encumbered by promoters, as applicable, shall not be displayed at the time of dissemination on the Stock Exchange website. Also wherever there is 'No' declared by Listed Entity in above table the values will be considered as 'Zero' by default on submission of the format of holding of specified securities.

5. The tabular format for disclosure of holding of specified securities is as follows:-





Table I - Summary Statement holding of specified securities as on 31/12/2019

| Category (I) | Category of shareholder (II) | Nos. of shareholders (III) | No. of fully paid up equity shares held (IV) | No. of Partly paid-up equity shares held (V) | No. of shares underlying Depository Receipts (VI) | Total nos. shares held (VII)=(IV)+(V)+(VI) | Shareholding as a % of total no. of shares (calculated as per SCRR, 1957) As a % of (A+B+C2) (VIII) | Number of Voting Rights held in each class of securities (IX) | | | | No of shares Underlying outstanding convertible securities (including Warrants) (X) | Shareholding as a % assuming full conversion of convertible securities (as a percentage of diluted share capital) (XI)=(VII)+(X) As a % of (A+B+C2) | Number of Locked in shares (XII) | | Number of shares pledged or otherwise encumbered (XIII) | | Number of equity shares held in dematerialized form (XIV) |
|--------------|--------------------------------|----------------------------|--|--|---|--|---|---|------------|----------|-------------------------|---|---|----------------------------------|---------------------------------|---|---------------------------------|---|
| | | | | | | | | No of Voting Rights | | | Total as a % of (A+B+C) | | | No. (a) | As a % of total shares held (b) | No. (a) | As a % of total shares held (b) | |
| | | | | | | | | Class eg:x | Class eg:y | Total | | | | | | | | |
| (A) | Promoter & Promoter group | 1 | 7575000 | 0 | 0 | 7575000 | 75.0000 | 7575000 | 0 | 7575000 | 75.0000 | 0 | 75.0000 | 0 | 0.0000 | 0 | 0.0000 | 7575000 |
| (B) | Public | 178 | 2525000 | 0 | 0 | 2525000 | 25.0000 | 2525000 | 0 | 2525000 | 25.0000 | 0 | 25.0000 | 0 | 0.0000 | NA | | 1476300 |
| (C) | Non Promoter - Non Public | | | | | | | | | | | | | | | NA | | |
| (C1) | Shares underlying DRs | | | | | | NA | | | | | | | | | NA | | |
| (C2) | Shares held by Employee Trusts | | | | | | | | | | | | | | | NA | | |
| | Total | 179 | 10100000 | 0 | 0 | 10100000 | 100.0000 | 10100000 | 0 | 10100000 | 100.0000 | 0 | 100.0000 | 0 | | | | 9051300 |



| | Category & Name of the Shareholders (I) | PAN (II) | Nos. of shareholders (III) | No. of fully paid up equity shares held (IV) | Partly paid-up equity shares held (V) | Nos. of shares underlying Depository Receipts (VI) | Total nos. shares held (VII)=(IV)+(V)+(VI) | Shareholding % calculated as per SCRR, 1957) As a % of (A+B+C2) (VIII) | Number of Voting Rights held in each class of securities (IX) | | | No of shares Underlying outstanding convertible securities (including Warrants) (X) | Shareholding as a % assuming full conversion of convertible securities (as a percentage of diluted share capital) (XI)=(VII)+(X) As a % of A+B+C2) | Number of Locked in shares (XII) | | Number of shares pledged or otherwise encumbered (XIII) | | Number of equity shares held in dematerialized form (XIV) | |
|-----|---|------------|----------------------------|--|---------------------------------------|--|--|--|---|---------|---------|---|--|-------------------------------------|---------|---|---------|---|---------------------------------|
| | | | | | | | | | No of Voting Rights | | | | | Total as a % of Total Voting rights | No. (a) | As a % of total shares held (b) | No. (a) | | As a % of total shares held (b) |
| | | | | | | | | | Class x | Class y | Total | | | | | | | | |
| (1) | Indian | | | | | | | | | | | | | | | | | | |
| (a) | Individuals/Hindu undivided Family | | 1 | 7575000 | 0 | 0 | 7575000 | 75.0000 | 7575000 | 0 | 7575000 | 75.0000 | 0 | 75.0000 | 0 | 0.0000 | 0 | 0.0000 | 7575000 |
| | PRAVEEN KR ARORA | ABAPA2027N | 1 | 7575000 | 0 | 0 | 7575000 | 75.0000 | 7575000 | 0 | 7575000 | 75.0000 | 0 | 75.0000 | 0 | 0.0000 | 0 | 0.0000 | 7575000 |
| (b) | Central Government/State Government(s) | | | | | | | | | | | | | | | | | | |
| (c) | Financial Institutions/Banks | | | | | | | | | | | | | | | | | | |
| (d) | Any Other (specify) | | | | | | | | | | | | | | | | | | |
| | Sub Total | | 1 | 7575000 | 0 | 0 | 7575000 | 75.0000 | 7575000 | 0 | 7575000 | 75.0000 | 0 | 75.0000 | 0 | 0.0000 | 0 | 0.0000 | 7575000 |
| (2) | Foreign | | | | | | | | | | | | | | | | | | |
| (a) | Individuals (Non-Resident Individuals/Foreign Individuals) | | | | | | | | | | | | | | | | | | |
| (b) | Government | | | | | | | | | | | | | | | | | | |
| (c) | Institutions | | | | | | | | | | | | | | | | | | |
| (d) | Foreign Portfolio Investor | | | | | | | | | | | | | | | | | | |
| (e) | Any Other (specify) | | | | | | | | | | | | | | | | | | |
| | Sub Total | | 0 | 0 | 0 | 0 | 0 | 0.0000 | 0 | 0 | 0 | 0.0000 | 0 | 0.0000 | 0 | 0.0000 | 0 | 0.0000 | 0 |
| | Total Shareholding of Promoter and Promoter Group (A)=(A)(1)+(A)(2) | | 1 | 7575000 | 0 | 0 | 7575000 | 75.0000 | 7575000 | 0 | 7575000 | 75.0000 | 0 | 75.0000 | 0 | 0.0000 | 0 | 0.0000 | 7575000 |



SHREEVATSAA FINANCE & LEASING LTD.


Table III - Statement Showing shareholding pattern of the Public shareholder as on 31/12/2019

| | Category & Name of the Shareholders (I) | PAN (II) | Nos. of shareholders (III) | No. of fully paid up equity shares held (IV) | Partly paid up equity shares held (V) | Nos. of shares underlying Depository Receipts (VI) | Total nos. shares held (VII)=(IV)+(V)+(VI) | Shareholding % calculated as per SCRR, 1957) As a % of (A+B+C2) (VIII) | Number of Voting Rights held in each class of securities (IX) | | | No of shares Underlying outstanding convertible securities (including Warrants) (X) | Shareholding as a % assuming full conversion of convertible securities (as a percentage of diluted share capital) (XI)=(VII)+(X) As a % of A+B+C2) | Number of Locked in shares (XII) | | Number of shares pledged or otherwise encumbered (XIII) | | Number of equity shares held in dematerialized form (XIV) | |
|-----|---|------------|----------------------------|--|---------------------------------------|--|--|--|---|---------|-------|---|--|-------------------------------------|---------------------------------|---|--|---|---------|
| | | | | | | | | | No of Voting Rights | | | | | Total as a % of Total Voting rights | As a % of total shares held (b) | No. (Not applicable) (a) | As a % of total shares held (Not applicable) (b) | | |
| | | | | | | | | | Class x | Class y | Total | | | | | | | | |
| (1) | Institutions | | | | | | | | | | | | | | | | | | |
| (a) | Mutual Funds / UTI | | | | | | | | | | | | | | | | | | |
| (b) | Venture Capital Funds | | | | | | | | | | | | | | | | | | |
| (c) | Alternate Investment Funds | | | | | | | | | | | | | | | | | | |
| (d) | Foreign Venture Capital Investors | | | | | | | | | | | | | | | | | | |
| (e) | Foreign Portfolio Investors | | | | | | | | | | | | | | | | | | |
| (f) | Financial Institutions / Banks | | | | | | | | | | | | | | | | | | |
| (g) | Insurance Companies | | | | | | | | | | | | | | | | | | |
| (h) | Provident Funds / Pension Funds | | | | | | | | | | | | | | | | | | |
| (i) | Any Other (specify) | | | | | | | | | | | | | | | | | | |
| | Sub Total | | | 0 | 0 | 0 | 0 | 0.0000 | 0 | 0 | 0 | 0.0000 | 0 | 0.0000 | 0 | 0.0000 | NA | | 0 |
| (2) | Central Government / State Government(s) / President of India | | | | | | | | | | | | | | | | | | |
| (3) | Non-Institutions | | | | | | | | | | | | | | | | | | |
| (a) | Individuals- | | | | | | | | | | | | | | | | | | |
| | i. Individual shareholders holding nominal share capital upto Rs.2 lakhs | | | 147 | 275794 | 0 | 0 | 275794 | 2.7306 | 275794 | 0 | 275794 | 2.7306 | 0 | 2.7306 | 0 | 0.0000 | NA | 139974 |
| | ii. Individual shareholders holding nominal share capital in excess of Rs.2 lakhs | | | 10 | 506218 | 0 | 0 | 506218 | 5.0121 | 506218 | 0 | 506218 | 5.0121 | 0 | 5.0121 | 0 | 0.0000 | NA | 257018 |
| | K B AGARWAL | | | 1 | 190000 | 0 | 0 | 190000 | 1.8812 | 190000 | 0 | 190000 | 1.8812 | 0 | 1.8812 | 0 | 0.0000 | NA | 0 |
| (b) | NBFCs registered with RBI | | | | | | | | | | | | | | | | | | |
| (c) | Employee Trusts | | | | | | | | | | | | | | | | | | |
| (d) | Overseas Depositories (holding DRs) (balancing figure) | | | | | | | | | | | | | | | | | | |
| (e) | Any Other (specify) | | | | | | | | | | | | | | | | | | |
| | Bodies Corporate | | | 19 | 1742958 | 0 | 0 | 1742958 | 17.2570 | 1742958 | 0 | 1742958 | 17.2570 | 0 | 17.2570 | 0 | 0.0000 | NA | 1079278 |
| | DECENT FINANCIAL SERVICES PVT LTD | AAACD2899P | | 1 | 308989 | 0 | 0 | 308989 | 3.0593 | 308989 | 0 | 308989 | 3.0593 | 0 | 3.0593 | 0 | 0.0000 | NA | 308989 |

SHREEVATSAA FINANCE & LEASING LTD.

Table III - Statement Showing shareholding pattern of the Public shareholder as on 31/12/2019

| Category & Name of the Shareholders (I) | PAN (II) | Nos. of shareholders (III) | No. of fully paid up equity shares held (IV) | Partly paid up equity shares held (V) | Nos. of shares underlying Depository Receipts (VI) | Total nos. shares held (VII)=(IV)+(V)+(VI) | Shareholding % calculated as per SCRR, 1957) As a % of (A+B+C2) (VIII) | Number of Voting Rights held in each class of securities (IX) | | | No of shares Underlying convertible securities (including Warrants) (X) | Shareholding as a % assuming full conversion of convertible securities (as a percentage of diluted share capital) (XI)=(VII)+(X) As a % of A+B+C2) | Number of Locked in shares (XII) | | Number of shares pledged or otherwise encumbered (XIII) | | Number of equity shares held in dematerialized form (XIV) | |
|--|------------|----------------------------|--|---------------------------------------|--|--|--|---|---------|---------|---|--|-------------------------------------|---------|---|--------------------------|---|--|
| | | | | | | | | No of Voting Rights | | | | | Total as a % of Total Voting rights | No. (a) | As a % of total shares held (b) | No. (Not applicable) (a) | | As a % of total shares held (Not applicable) (b) |
| | | | | | | | | Class x | Class y | Total | | | | | | | | |
| NISHU FINLEASE PRIVATE LIMITED | AAACN3613M | 1 | 276702 | 0 | 0 | 276702 | 2.7396 | 276702 | 0 | 276702 | 2.7396 | 0 | 2.7396 | 0 | 0.0000 | NA | 276702 | |
| SNT SECURITIES LTD | | 1 | 256200 | 0 | 0 | 256200 | 2.5366 | 256200 | 0 | 256200 | 2.5366 | 0 | 2.5366 | 0 | 0.0000 | NA | 0 | |
| DUDDU FIN LEASE LIMITED | AAACD2908H | 1 | 225000 | 0 | 0 | 225000 | 2.2277 | 225000 | 0 | 225000 | 2.2277 | 0 | 2.2277 | 0 | 0.0000 | NA | 225000 | |
| AMIT AUTO CREDIT COMPANY PRIVATE LIMITED | AAICA2143H | 1 | 179278 | 0 | 0 | 179278 | 1.7750 | 179278 | 0 | 179278 | 1.7750 | 0 | 1.7750 | 0 | 0.0000 | NA | 179278 | |
| Clearing Member | | 1 | 5 | 0 | 0 | 5 | 0.0000 | 5 | 0 | 5 | 0.0000 | 0 | 0.0000 | 0 | 0.0000 | NA | 5 | |
| Non Resident Individual | | 1 | 25 | 0 | 0 | 25 | 0.0002 | 25 | 0 | 25 | 0.0002 | 0 | 0.0002 | 0 | 0.0000 | NA | 25 | |
| Sub Total | | 178 | 2525000 | 0 | 0 | 2525000 | 25.0000 | 2525000 | 0 | 2525000 | 25.0000 | 0 | 25.0000 | 0 | 0.0000 | NA | 1476300 | |
| Total Public Shareholding (B)=(B)(1)+(B)(2)+(B)(3) | | 178 | 2525000 | 0 | 0 | 2525000 | 25.0000 | 2525000 | 0 | 2525000 | 25.0000 | 0 | 25.0000 | 0 | 0.0000 | NA | 1476300 | |



SHREEVATSAA FINANCE & LEASING LTD.

Table Iv - Statement Showing shareholding pattern of the Non Promoter - Non Public shareholder as on 31/12/2019

| | Category & Name of the Shareholders (I) | PAN (II) | No of shareholders (III) | No. of fully paid up equity shares held (IV) | Partly paid-up equity shares held (V) | Nos. of shares underlying Depository Receipts (VI) | Total nos. shares held (VII)=(IV) + (V)+(VI) | Shareholding % calculated as per SCRR, 1957) As a % of (A+B+C2) (VIII) | Number of Voting Rights held in each class of securities (IX) | | | Total as a % of Total Voting rights | No of shares Underlying outstanding convertible securities (including Warrants) (X) | Total Shareholding as a % assuming full conversion of convertible securities (as a percentage of diluted share capital) (XI)=(VII)+(X) As a % of A+B+C2) | Number of Locked in shares (XII) | | Number of shares pledged or otherwise encumbered (XIII) | | Number of equity shares held in dematerialized form (XIV) | |
|-----|--|----------|--------------------------|--|---------------------------------------|--|--|--|---|---------|-------|-------------------------------------|---|--|----------------------------------|---------------------------------|---|--|---|--|
| | | | | | | | | | No of Voting Rights | | | | | | No. (a) | As a % of total shares held (b) | No. (Not applicable) (a) | As a % of total shares held (Not applicable) (b) | | |
| | | | | | | | | | Class x | Class y | Total | | | | | | | | | |
| (1) | Custodian / DR Holder | | | | | | | | | | | | | | | | | | | |
| (2) | Employee Benefit Trust (under SEBI (Share based Employee Benefit) Regulations, 2014) | | | | | | | | | | | | | | | | | | | |
| | Total Non Promoter - Non Public Shareholding (C)=(C)(1)+(C)(2) | | 0 | 0 | 0 | 0 | 0 | 0.0000 | 0 | 0 | 0 | 0.0000 | 0 | 0.0000 | 0 | 0.0000 | NA | NA | 0 | |



| SHREEVATSAA FINANCE & LEASING LTD. | | | | | | | | | | | |
|---|-------|--|---------------------------------|------------------|--|---|------------|-------------------|--|---------------------|--|
| Annexure | | | | | | | | | | | |
| Table V - Statement showing details of significant beneficial owners as on 31/12/2019 | | | | | | | | | | | |
| Details of the (SBO) | | | Details of the registered owner | | | Details of holding / exercise of right of the SBO in the reporting company, whether direct or indirect: Whether by virtue of: (III) | | | | | Date of creation / acquisition of significant beneficial interest (IV) |
| (I) | | | (II) | | | (III) | | | | | (IV) |
| Sr No | Name | PAN / Passport No. in case of a foreign national | Nationality | Name | PAN / Passport No. in case of a foreign national | Nationality | Shares (%) | Voting rights (%) | Rights on distributable dividend or any other distribution (%) | Exercise of control | Exercise of significant influence |
| 1 | | | | PRAVEEN KR ARORA | ABAPA2027N | INDIAN | 7575000 | 75.0000 | | | |
| | Total | | | | | | 7575000 | 75.0000 | | | |

